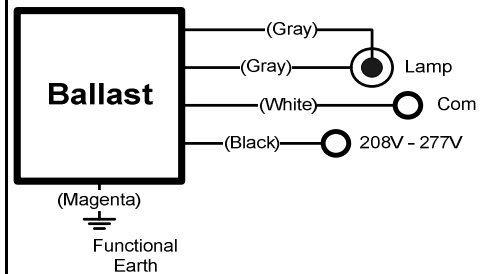
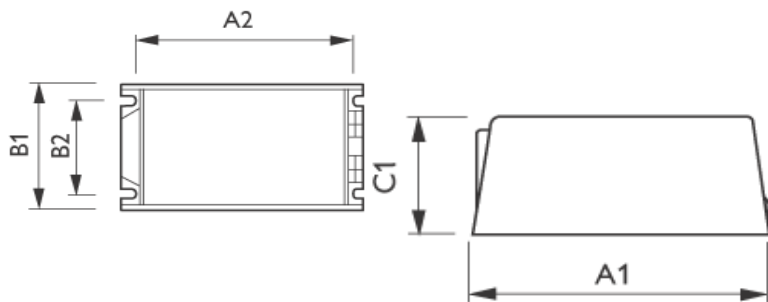


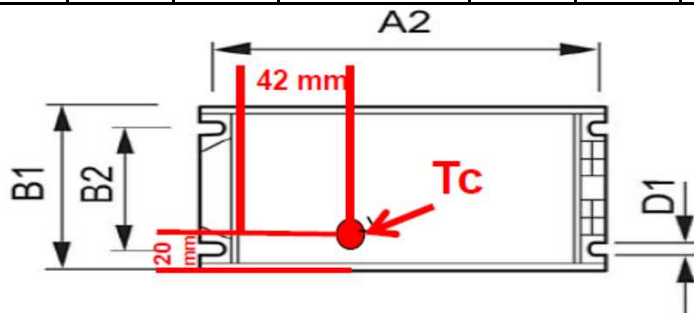
	Xtreme Electronic Ballast for Philips CosmoPolis Lamps	Catalog Number: ICW-45-Q For 45W Philips CPO Lamps ANSI C196 208-277V 50/60Hz Electronic Status: RELEASED
	DIMENSIONS AND DATA	

Lamp		Input Volts	Catalog Number*	Line Current (Amps)	Input Power (Watts)	Min Power Factor	Wiring Diag	Fig.	Weight (lb)	Max. Distance to Lamp (ft)
Number	Watts									
45W Watt Lamp, ANSI Code TBD Minimum Starting Temp -30°C/-22°F										
1	45	208	ICW-45-Q-XXX	0.25	51	0.95	10	Q	1.8	30
		277		0.18	51					



Wiring Diagram 10

Case Figure	A1 Overall Length	A1 Case Length	B1 Case Width	C1 Height	A2 Mounting Length	B2 Mounting Width
Q	150mm [5.9"]	150mm [5.9"]	90mm [3.5"]	37mm [1.5"]	129mm [5.1"]	70mm [2.7"]



INSTALLATION & APPLICATION NOTES:

- Maximum allowable case temperature is 90°C. See figure above for measurement location
- Resonant ignition is 3.3 kV max
- To prevent water traps do not mount the connectors upwards
- Ballast output will shutdown after 20 minutes if lamp fails to ignite
- Power must be cycled off – then on, after replacing lamp
- Functional Earth (magenta connector) must be connected to large metal plate of luminaire to enable the common mode 10kV transient protection

***Ordering Information**

Order Suffix	Description
-LS	Ballast with side exit connector and mounting feet

Data is based on tests performed by Philips Advance in a controlled environment and is representative of relative performance. Actual performance can vary depending on operating conditions. Specifications are subject to change without notice. All specifications are nominal unless otherwise noted.

Philips Lighting Electronics N.A.

10275 West Higgins Road • Rosemont, IL 60018 • www.philips.com/advance
 Tel: 800-322-2086 • Fax: 800-423-1882 • Customer Support: 800-372-3331 • OEM Support: 866-915-5886